



SS1040

SURFACE MOUNT SCHOTTKY BARRIER

VOLTAGE 40 Volts **CURRENT** 1.0 Ampers

SOD-123

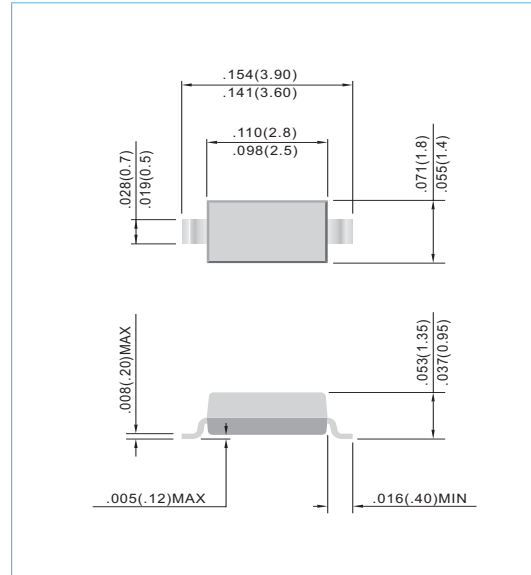
Unit: inch (mm)

FEATURES

- Fast switching speed
- Surface mount package ideally suited for automatic insertion
- Electrical identical standard JEDEC.
- High conductor
- In compliance with EU RoHS 2002/95/EC directives

MECHANICAL DATA

- Case: SOD-123, Plastic
- Terminals: Solderable per MIL-STD-750, Method 2026
- Approx. Weight: 0.008 gram
- Marking : G5
- Polarity : Color band cathode



ABSOLUTE RATINGS

PARAMETER	Symbol	Value	Units
Reverse Voltage	V_R	40	V
Peak Reverse Voltage	V_{RRM}	40	V
Average Rectified Current at $T_L = 75^\circ\text{C}$	$I_{F(AV)}$	1.0	A
Non-repetitive Peak Forward Surge Current at $t=8.3\text{ms}$	I_{FSM}	30	A

THERMAL CHARACTERISTICS

PARAMETER	Symbol	Value	Units
Thermal Resistance , Junction to Ambient	$R_{\theta JA}$	325	$^\circ\text{C}/\text{W}$
Junction Temperature	T_J	125	$^\circ\text{C}$
Storage Temperature at $\text{Temp}=25^\circ\text{C}$	T_{STG}	-55 to 150	$^\circ\text{C}$

Note.1 Mounted with minimum recommended pad size, PC Board FR4.





SS1040

ELECTRICAL CHARACTERISTICS

PARAMETER	Symbol	Test Condition	MIN.	TYP.	MAX.	Units
Reverse Breakdown Voltage	$V_{(BR)}$	$I_R=500 \mu A$	40	--	--	V
Reverse Current	I_R	$V_R=40 V$	--	--	500	μA
Forward Voltage	V_F	$I_F=1.0 A$	--	--	0.55	V
Diode Capacitance	C_J	$V_R=0V, f=1.0MHz$	--	--	230	pF

RATING AND CHARACTERISTIC CURVES

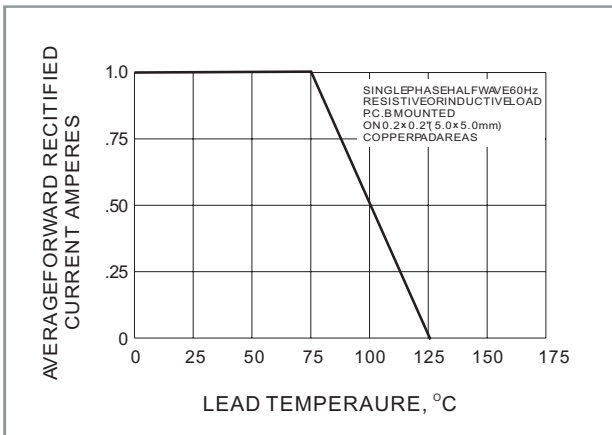


Fig.1- FORWARD CURRENT DERATING CURVE

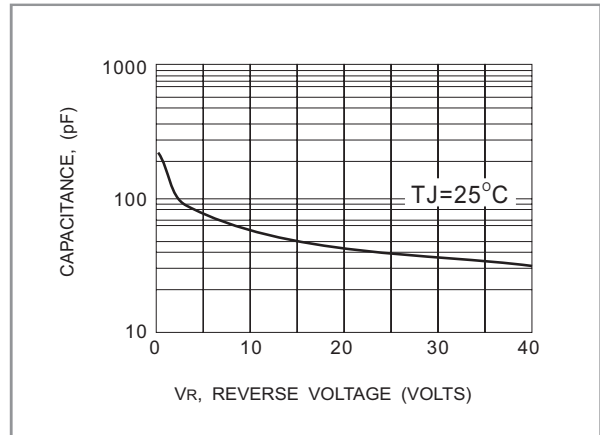


Fig.2- TYPICAL JUNCTION CHARACTERISTIC

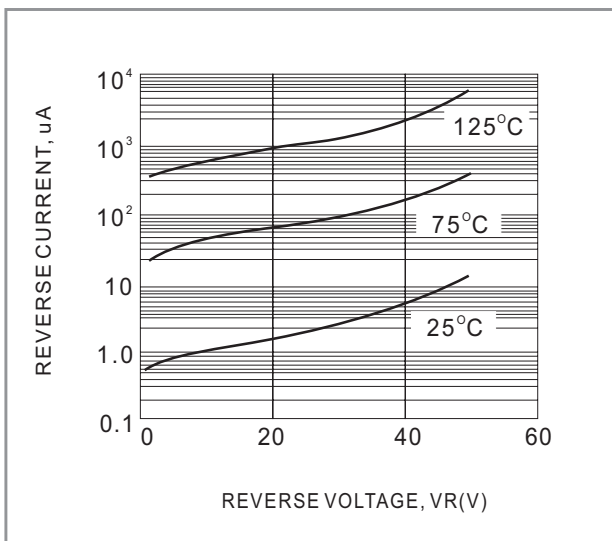


Fig.3- TYPICAL REVERSE CHARACTERISTIC

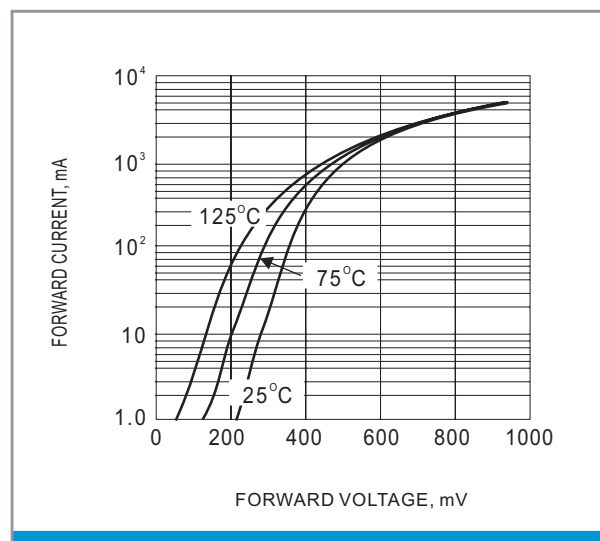
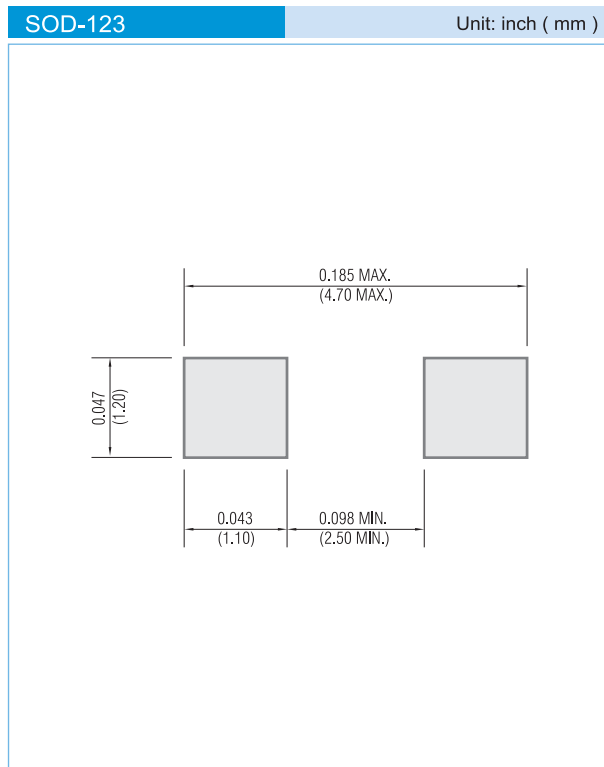


Fig.4- TYPICAL FORWARD CHARACTERISTIC



SS1040

MOUNTING PAD LAYOUT



ORDER INFORMATION

- Packing information
 - T/R - 10K per 13" plastic Reel
 - T/R - 3K per 7" plastic Reel

LEGAL STATEMENT

Copyright PanJit International, Inc 2009

The information presented in this document is believed to be accurate and reliable. The specifications and information herein are subject to change without notice. Pan Jit makes no warranty, representation or guarantee regarding the suitability of its products for any particular purpose. Pan Jit products are not authorized for use in life support devices or systems. Pan Jit does not convey any license under its patent rights or rights of others.