

## Important notice

Dear Customer,

On 7 February 2017 the former NXP Standard Product business became a new company with the tradename **Nexperia**. Nexperia is an industry leading supplier of Discrete, Logic and PowerMOS semiconductors with its focus on the automotive, industrial, computing, consumer and wearable application markets

In data sheets and application notes which still contain NXP or Philips Semiconductors references, use the references to Nexperia, as shown below.

Instead of <http://www.nxp.com>, <http://www.philips.com/> or <http://www.semiconductors.philips.com/>, use <http://www.nexperia.com>

Instead of [sales.addresses@www.nxp.com](mailto:sales.addresses@www.nxp.com) or [sales.addresses@www.semiconductors.philips.com](mailto:sales.addresses@www.semiconductors.philips.com), use [salesaddresses@nexperia.com](mailto:salesaddresses@nexperia.com) (email)

Replace the copyright notice at the bottom of each page or elsewhere in the document, depending on the version, as shown below:

- © NXP N.V. (year). All rights reserved or © Koninklijke Philips Electronics N.V. (year). All rights reserved

Should be replaced with:

- © **Nexperia B.V. (year). All rights reserved.**

If you have any questions related to the data sheet, please contact our nearest sales office via e-mail or telephone (details via [salesaddresses@nexperia.com](mailto:salesaddresses@nexperia.com)). Thank you for your cooperation and understanding,

Kind regards,

Team Nexperia

# DATA SHEET



## **BAS19; BAS20; BAS21** General purpose diodes

Product data sheet  
Supersedes data of 1999 May 26

2003 Mar 20

# General purpose diodes

# BAS19; BAS20; BAS21

### FEATURES

- Small plastic SMD package
- Switching speed: max. 50 ns
- General application
- Continuous reverse voltage: max. 100 V; 150 V; 200 V
- Repetitive peak reverse voltage: max. 120 V; 200 V; 250 V
- Repetitive peak forward current: max. 625 mA.

### APPLICATIONS

- General purpose switching in e.g. surface mounted circuits.

### DESCRIPTION

The BAS19, BAS20 and BAS21 are general purpose diodes fabricated in planar technology, and encapsulated in a small SOT23 plastic SMD package.

### MARKING

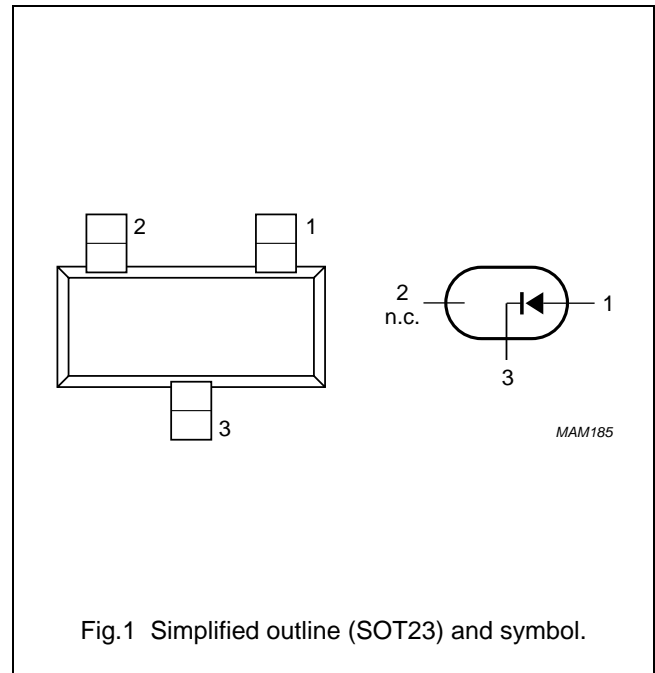
TYPE NUMBER	MARKING CODE <sup>(1)</sup>
BAS19	JP*
BAS20	JR*
BAS21	JS*

### Note

- \* = p: Made in Hong Kong.  
 \* = t: Made in Malaysia.  
 \* = W: Made in China.

### PINNING

PIN	DESCRIPTION
1	anode
2	not connected
3	cathode



## General purpose diodes

## BAS19; BAS20; BAS21

**LIMITING VALUES**

In accordance with the Absolute Maximum Rating System (IEC 60134).

SYMBOL	PARAMETER	CONDITIONS	MIN.	MAX.	UNIT
V <sub>R</sub>	repetitive peak reverse voltage				
	BAS19		–	120	V
	BAS20		–	200	V
	BAS21		–	250	V
V <sub>R</sub>	continuous reverse voltage				
	BAS19		–	100	V
	BAS20		–	150	V
	BAS21		–	200	V
I <sub>F</sub>	continuous forward current	see Fig.2; note 1	–	200	mA
I <sub>FRM</sub>	repetitive peak forward current		–	625	mA
I <sub>FSM</sub>	non-repetitive peak forward current	square wave; T <sub>j</sub> = 25 °C prior to surge; see Fig.4			
		t = 1 μs	–	9	A
		t = 100 μs	–	3	A
		t = 10 ms	–	1.7	A
P <sub>tot</sub>	total power dissipation	T <sub>amb</sub> = 25 °C; note 1	–	250	mW
T <sub>stg</sub>	storage temperature		–65	+150	°C
T <sub>j</sub>	junction temperature		–	150	°C

**Note**

1. Device mounted on an FR4 printed-circuit board.

## General purpose diodes

## BAS19; BAS20; BAS21

**ELECTRICAL CHARACTERISTICS**T<sub>j</sub> = 25 °C unless otherwise specified.

SYMBOL	PARAMETER	CONDITIONS	MAX.	UNIT
V <sub>F</sub>	forward voltage	see Fig.3 I <sub>F</sub> = 100 mA I <sub>F</sub> = 200 mA	1 1.25	V V
I <sub>R</sub>	reverse current	see Fig.5		
	BAS19	V <sub>R</sub> = 100 V	100	nA
		V <sub>R</sub> = 100 V; T <sub>j</sub> = 150 °C	100	μA
	BAS20	V <sub>R</sub> = 150 V	100	nA
		V <sub>R</sub> = 150 V; T <sub>j</sub> = 150 °C	100	μA
	BAS21	V <sub>R</sub> = 200 V	100	nA
		V <sub>R</sub> = 200 V; T <sub>j</sub> = 150 °C	100	μA
C <sub>d</sub>	diode capacitance	f = 1 MHz; V <sub>R</sub> = 0; see Fig.6	5	pF
t <sub>rr</sub>	reverse recovery time	when switched from I <sub>F</sub> = 30 mA to I <sub>R</sub> = 30 mA; R <sub>L</sub> = 100 Ω; measured at I <sub>R</sub> = 3 mA; see Fig.8	50	ns

**THERMAL CHARACTERISTICS**

SYMBOL	PARAMETER	CONDITIONS	VALUE	UNIT
R <sub>th j-tp</sub>	thermal resistance from junction to tie-point		330	K/W
R <sub>th j-a</sub>	thermal resistance from junction to ambient	note 1	500	K/W

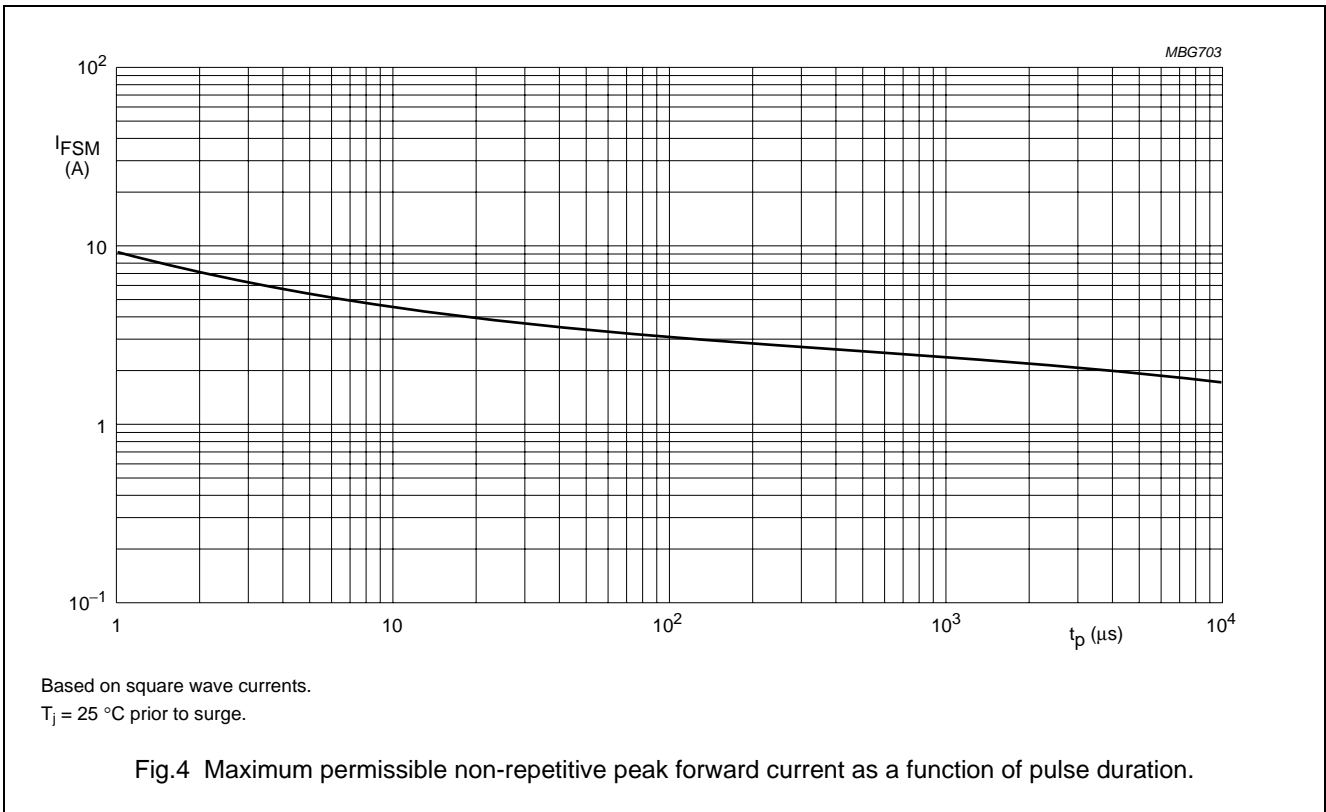
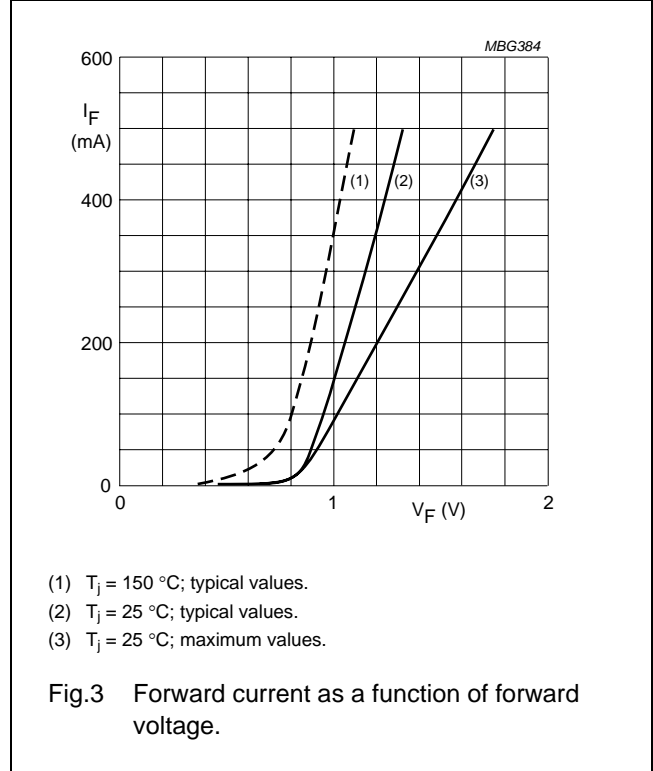
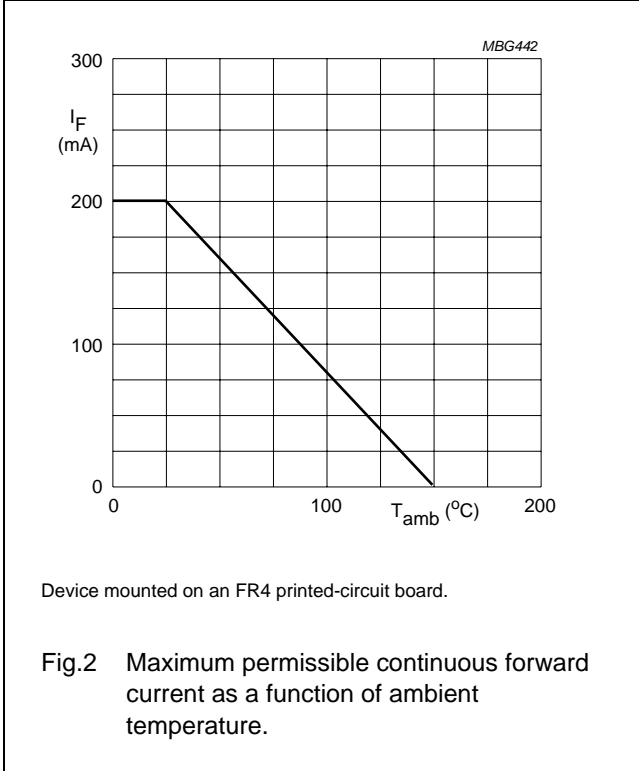
**Note**

1. Device mounted on an FR4 printed-circuit board.

General purpose diodes

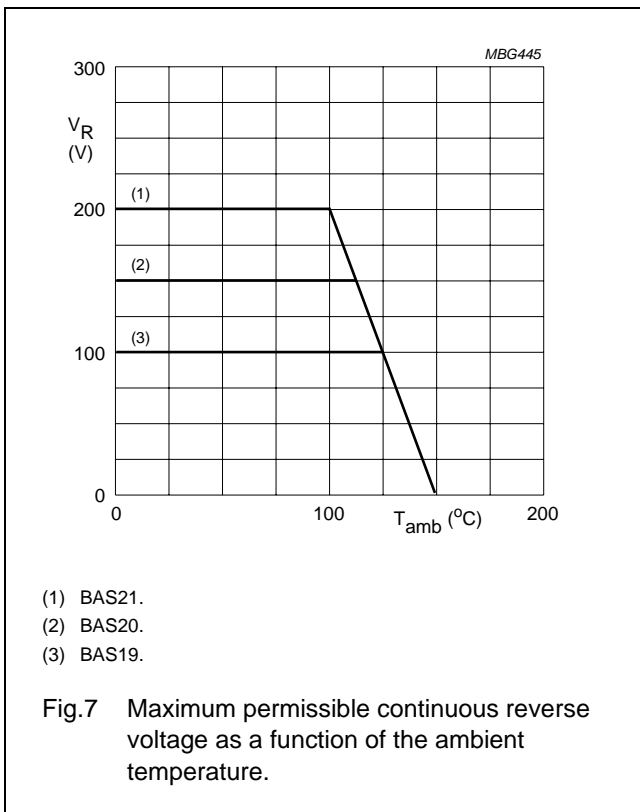
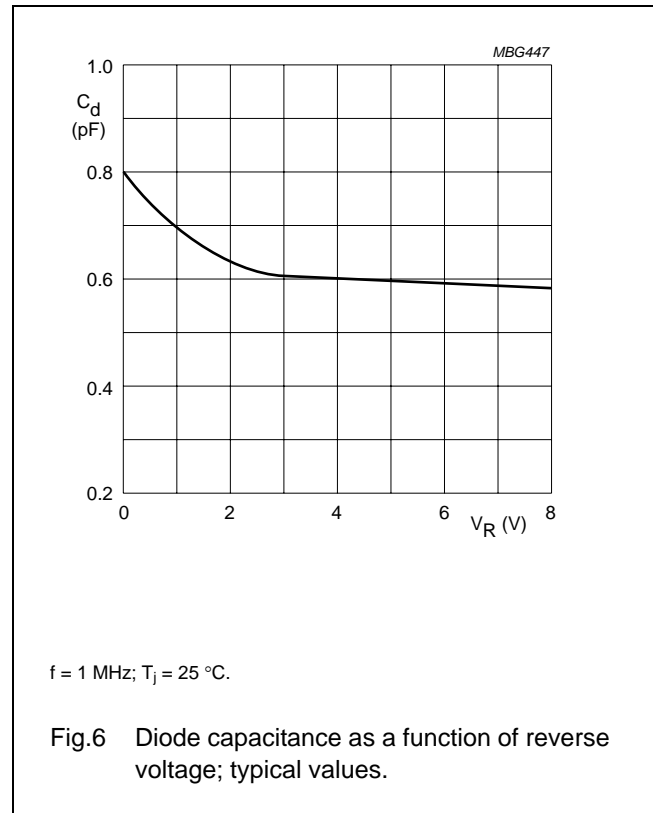
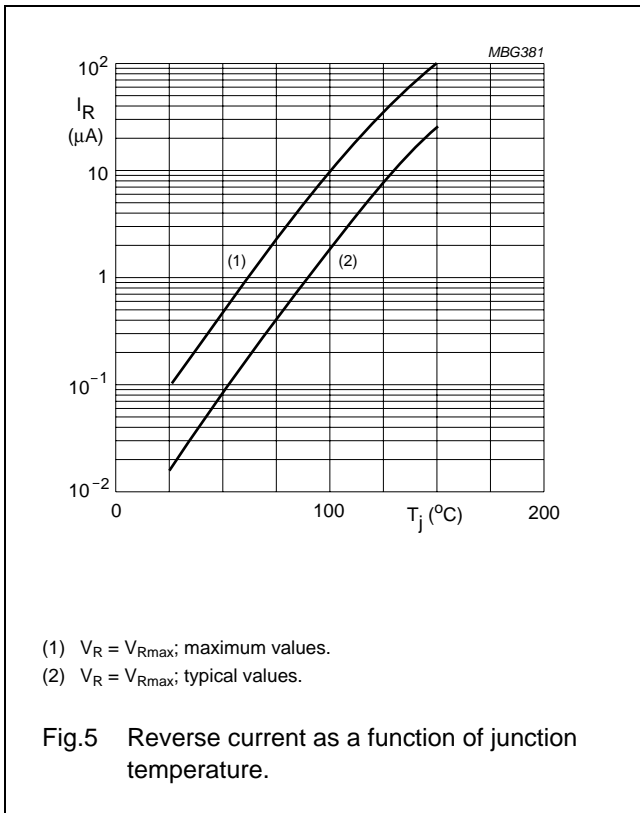
BAS19; BAS20; BAS21

GRAPHICAL DATA



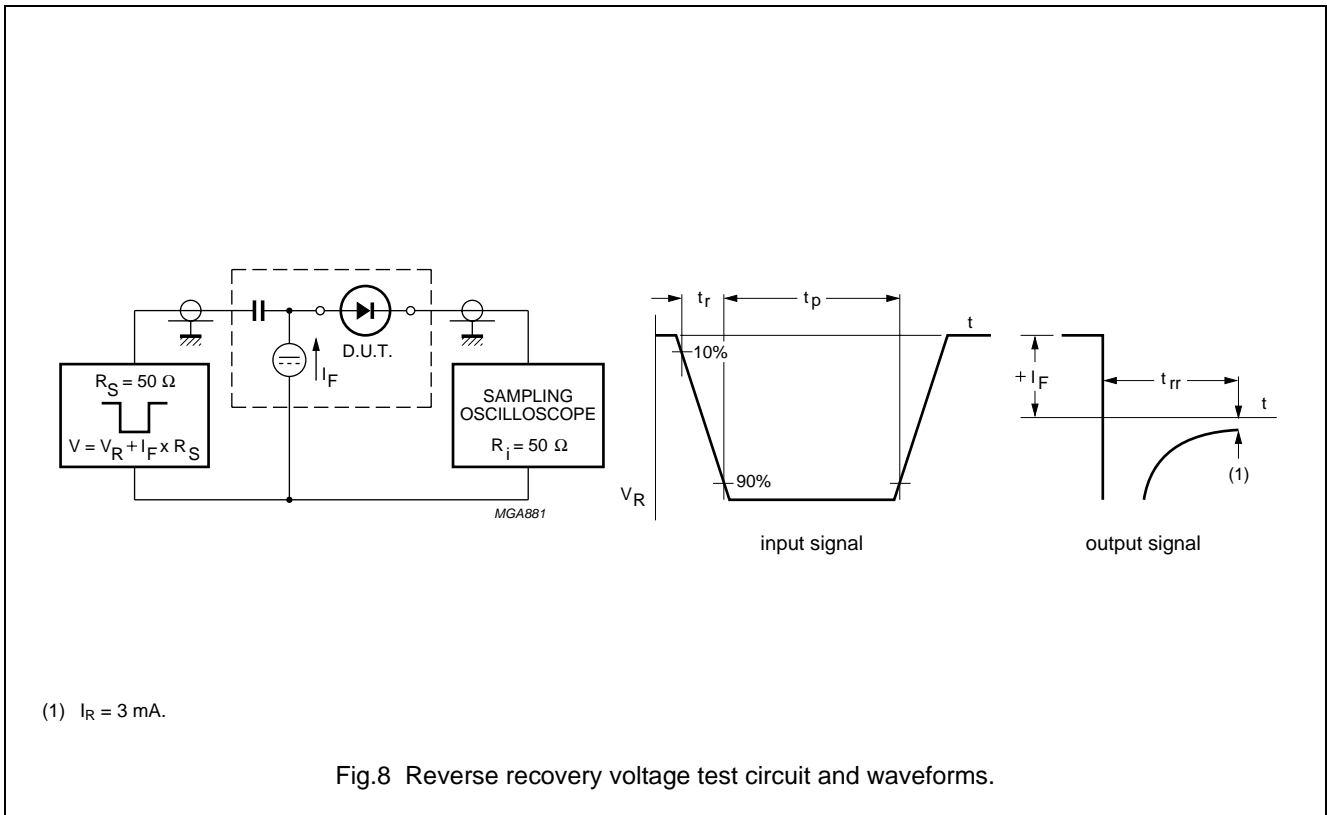
General purpose diodes

BAS19; BAS20; BAS21



General purpose diodes

BAS19; BAS20; BAS21





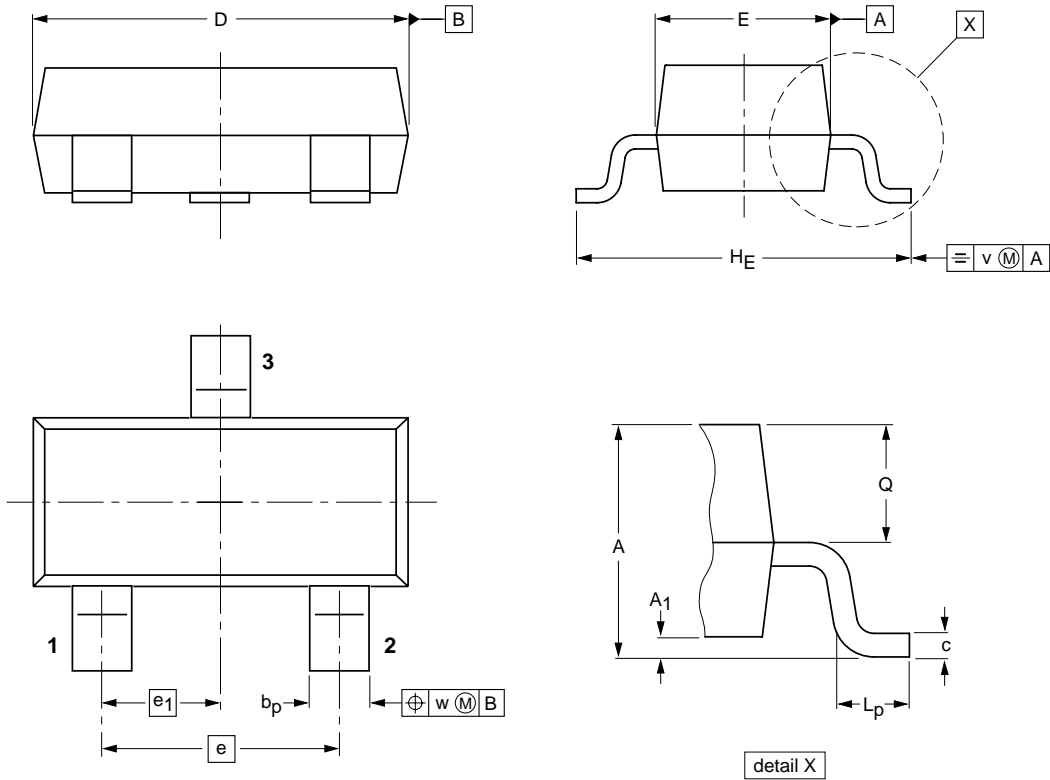
General purpose diodes

BAS19; BAS20; BAS21

PACKAGE OUTLINE

Plastic surface mounted package; 3 leads

SOT23



DIMENSIONS (mm are the original dimensions)

UNIT	A	A <sub>1</sub> max.	b <sub>p</sub>	c	D	E	e	e <sub>1</sub>	H <sub>E</sub>	L <sub>p</sub>	Q	v	w
mm	1.1 0.9	0.1	0.48 0.38	0.15 0.09	3.0 2.8	1.4 1.2	1.9	0.95	2.5 2.1	0.45 0.15	0.55 0.45	0.2	0.1

OUTLINE VERSION	REFERENCES				EUROPEAN PROJECTION	ISSUE DATE
	IEC	JEDEC	EIAJ			
SOT23		TO-236AB				<del>97-02-28</del> 99-09-13

# General purpose diodes

# BAS19; BAS20; BAS21

## DATA SHEET STATUS

DOCUMENT STATUS <sup>(1)</sup>	PRODUCT STATUS <sup>(2)</sup>	DEFINITION
Objective data sheet	Development	This document contains data from the objective specification for product development.
Preliminary data sheet	Qualification	This document contains data from the preliminary specification.
Product data sheet	Production	This document contains the product specification.

### Notes

1. Please consult the most recently issued document before initiating or completing a design.
2. The product status of device(s) described in this document may have changed since this document was published and may differ in case of multiple devices. The latest product status information is available on the Internet at URL <http://www.nxp.com>.

### DISCLAIMERS

**General** — Information in this document is believed to be accurate and reliable. However, NXP Semiconductors does not give any representations or warranties, expressed or implied, as to the accuracy or completeness of such information and shall have no liability for the consequences of use of such information.

**Right to make changes** — NXP Semiconductors reserves the right to make changes to information published in this document, including without limitation specifications and product descriptions, at any time and without notice. This document supersedes and replaces all information supplied prior to the publication hereof.

**Suitability for use** — NXP Semiconductors products are not designed, authorized or warranted to be suitable for use in medical, military, aircraft, space or life support equipment, nor in applications where failure or malfunction of an NXP Semiconductors product can reasonably be expected to result in personal injury, death or severe property or environmental damage. NXP Semiconductors accepts no liability for inclusion and/or use of NXP Semiconductors products in such equipment or applications and therefore such inclusion and/or use is at the customer's own risk.

**Applications** — Applications that are described herein for any of these products are for illustrative purposes only. NXP Semiconductors makes no representation or warranty that such applications will be suitable for the specified use without further testing or modification.

**Limiting values** — Stress above one or more limiting values (as defined in the Absolute Maximum Ratings System of IEC 60134) may cause permanent damage to

the device. Limiting values are stress ratings only and operation of the device at these or any other conditions above those given in the Characteristics sections of this document is not implied. Exposure to limiting values for extended periods may affect device reliability.

**Terms and conditions of sale** — NXP Semiconductors products are sold subject to the general terms and conditions of commercial sale, as published at <http://www.nxp.com/profile/terms>, including those pertaining to warranty, intellectual property rights infringement and limitation of liability, unless explicitly otherwise agreed to in writing by NXP Semiconductors. In case of any inconsistency or conflict between information in this document and such terms and conditions, the latter will prevail.

**No offer to sell or license** — Nothing in this document may be interpreted or construed as an offer to sell products that is open for acceptance or the grant, conveyance or implication of any license under any copyrights, patents or other industrial or intellectual property rights.

**Export control** — This document as well as the item(s) described herein may be subject to export control regulations. Export might require a prior authorization from national authorities.

**Quick reference data** — The Quick reference data is an extract of the product data given in the Limiting values and Characteristics sections of this document, and as such is not complete, exhaustive or legally binding.

# ***NXP Semiconductors***

## **Customer notification**

This data sheet was changed to reflect the new company name NXP Semiconductors. No changes were made to the content, except for the legal definitions and disclaimers.

## **Contact information**

For additional information please visit: **<http://www.nxp.com>**

For sales offices addresses send e-mail to: **[salesaddresses@nxp.com](mailto:salesaddresses@nxp.com)**

© NXP B.V. 2009

All rights are reserved. Reproduction in whole or in part is prohibited without the prior written consent of the copyright owner.

The information presented in this document does not form part of any quotation or contract, is believed to be accurate and reliable and may be changed without notice. No liability will be accepted by the publisher for any consequence of its use. Publication thereof does not convey nor imply any license under patent- or other industrial or intellectual property rights.

Printed in The Netherlands

613514/04/pp10

Date of release: 2003 Mar 20

Document order number: 9397 750 10961



# Mouser Electronics

Authorized Distributor

Click to View Pricing, Inventory, Delivery & Lifecycle Information:

[Nexperia:](#)

[BAS19,235](#) [BAS19,215](#) [BAS20,235](#) [BAS20,215](#) [BAS21,235](#) [BAS21,215](#) [BAS116GWJ](#)

[NXP:](#)

[BAS21J T/R](#)