


## Printed-circuit board connector - FKC 2,5/ 3-STF-5,08 - 1873210

Please be informed that the data shown in this PDF Document is generated from our Online Catalog. Please find the complete data in the user's documentation. Our General Terms of Use for Downloads are valid (<http://phoenixcontact.com/download>)

Plug component, Nominal current: 12 A, Rated voltage (III/2): 320 V, Number of positions: 3, Pitch: 5.08 mm, Connection method: Spring-cage connection, Color: green, Contact surface: Tin



The figure shows a 10-position version of the product

### Product Features

- ✓ For larger numbers of positions up to 24-pos., visit: [phoenixcontact.net/products](http://phoenixcontact.net/products)
- ✓ Can be combined with the MSTB 2,5 range
- ✓ Fast conductor connection thanks to Push-in spring-cage connection
- ✓ Two test connections for accommodating 2 mm Ø test pins or 2.3 mm Ø test plug
- ✓ Contacting of solid or stranded conductors with ferrules without actuating the opening lever directly in the terminal point



### Key commercial data

Packing unit	1 pc
Minimum order quantity	50 pc
Weight per Piece (excluding packing)	6.58 GRM
Custom tariff number	85366990
Country of origin	Germany

### Technical data

#### Dimensions

Pitch	5.08 mm
Dimension a	10.16 mm

#### General

Range of articles	FKC 2,5/..-STF
Insulating material group	I
Rated surge voltage (III/3)	4 kV
Rated surge voltage (III/2)	4 kV

# Printed-circuit board connector - FKC 2,5/ 3-STF-5,08 - 1873210

## Technical data

### General

Rated surge voltage (II/2)	4 kV
Rated voltage (III/3)	250 V
Rated voltage (III/2)	320 V
Rated voltage (II/2)	630 V
Connection in acc. with standard	EN-VDE
Nominal current I <sub>N</sub>	12 A
Nominal cross section	2.5 mm <sup>2</sup>
Maximum load current	12 A
Insulating material	PA
Inflammability class according to UL 94	V0
Internal cylindrical gage	A2
Stripping length	10 mm
Number of positions	3

### Connection data

Conductor cross section solid min.	0.2 mm <sup>2</sup>
Conductor cross section solid max.	2.5 mm <sup>2</sup>
Conductor cross section stranded min.	0.2 mm <sup>2</sup>
Conductor cross section stranded max.	2.5 mm <sup>2</sup>
Conductor cross section stranded, with ferrule without plastic sleeve min.	0.25 mm <sup>2</sup>
Conductor cross section stranded, with ferrule without plastic sleeve max.	2.5 mm <sup>2</sup>
Conductor cross section stranded, with ferrule with plastic sleeve min.	0.25 mm <sup>2</sup>
Conductor cross section stranded, with ferrule with plastic sleeve max.	2.5 mm <sup>2</sup>
Conductor cross section AWG/kcmil min.	24
Conductor cross section AWG/kcmil max	12
2 conductors with same cross section, stranded, TWIN ferrules with plastic sleeve, min.	0.5 mm <sup>2</sup>
2 conductors with same cross section, stranded, TWIN ferrules with plastic sleeve, max.	1.5 mm <sup>2</sup>
Minimum AWG according to UL/CUL	26
Maximum AWG according to UL/CUL	12

## Classifications

### eCl@ss

eCl@ss 4.0	272607xx
eCl@ss 4.1	27260701
eCl@ss 5.0	27260701

# Printed-circuit board connector - FKC 2,5/ 3-STF-5,08 - 1873210

## Classifications

### eCl@ss

eCl@ss 5.1	27260701
eCl@ss 6.0	27260704
eCl@ss 7.0	27440402
eCl@ss 8.0	27440309

### ETIM

ETIM 3.0	EC001121
ETIM 4.0	EC002638
ETIM 5.0	EC002638

### UNSPSC

UNSPSC 6.01	30211810
UNSPSC 7.0901	39121409
UNSPSC 11	39121409
UNSPSC 12.01	39121409
UNSPSC 13.2	39121409

## Approvals

### Approvals


#### Approvals

UL Recognized / VDE Gutachten mit Fertigungsüberwachung / cUL Recognized / GOST / IECCEB Scheme / GOST / CCA / cULus Recognized

#### Ex Approvals

#### Approvals submitted


### Approval details

UL Recognized 		
	B	D
mm <sup>2</sup> /AWG/kcmil	26-12	26-12
Nominal current I <sub>N</sub>	10 A	10 A


# Printed-circuit board connector - FKC 2,5/ 3-STF-5,08 - 1873210

## Approvals

	B	D
Nominal voltage UN	300 V	300 V


VDE Gutachten mit Fertigungsüberwachung 

	B	D
mm <sup>2</sup> /AWG/kcmil	0.2-2.5	
Nominal current IN	12 A	
Nominal voltage UN	250 V	

cUL Recognized 

	B	D
mm <sup>2</sup> /AWG/kcmil	26-12	26-12
Nominal current IN	10 A	10 A
Nominal voltage UN	300 V	300 V

GOST 

IECEE CB Scheme 

	B	D
mm <sup>2</sup> /AWG/kcmil	0.2-2.5	
Nominal current IN	12 A	
Nominal voltage UN	250 V	

GOST 

CCA

	B	D
mm <sup>2</sup> /AWG/kcmil	0.2-2.5	
Nominal current IN	12 A	

## Printed-circuit board connector - FKC 2,5/ 3-STF-5,08 - 1873210

### Approvals

Nominal voltage UN	250 V
--------------------	-------



### Accessories

#### Accessories

#### Coding element

Coding profile - CP-MSTB - 1734634

Coding profile, is inserted into the slot on the plug or inverted header, red insulating material



#### Labeled terminal marker

Marker card - SK 5,08/3,8:FORTL.ZAHLEN - 0804293



Marker card, Card, white, labeled, Horizontal: Consecutive numbers 1 - 10, 11 - 20, etc. up to 91 - (99)100, Mounting type: Adhesive, for terminal block width: 5.08 mm, Lettering field: 5.08 x 3.8 mm

#### Screwdriver tools

Screwdriver - SZS 0,6X3,5 - 1205053



Actuation tool, for ST terminal blocks, insulated, also suitable for use as a bladed screwdriver, size: 0.6 x 3.5 x 100 mm, 2-component grip, with non-slip grip

#### Test plug terminal block

## Printed-circuit board connector - FKC 2,5/ 3-STF-5,08 - 1873210

### Accessories

Test plugs - MPS-MT - 0201744



Test plugs, Color: silver

---

Reducing plug - RPS - 0201647



Reducing plug, Color: gray

---

Strain relief - STZ 4-FKC-5,08 - 1876877



Strain relief for snapping into the latching chambers of the plugs, 4-pos.

---

Strain relief - STZ 8-FKC-5,08 - 1876880

Strain relief for snapping into the latching chambers of the plug components, 8-pos.

---

### Additional products

Double-level terminal block - UKK 3-MSTB-5,08-PE - 1876615



Double-level terminal block, Nominal current: 12 A, Nominal voltage: 320 V, Cross section: 0.2 mm<sup>2</sup> - 4 mm<sup>2</sup>, AWG: 24 - 12, Mounting type: NS 35/7,5, NS 35/15, NS 32, Number of positions: 1, Pitch: 5.08 mm, Width: 5.08, Color: green-yellow

---

## Printed-circuit board connector - FKC 2,5/ 3-STF-5,08 - 1873210

### Accessories

#### Double-level terminal block - UKK 3-MSTB-5,08 - 2770888



Double-level modular terminal block with COMBICON plug-in zone, nominal current: 12 A, nominal voltage: 250 V, cross section: 0.2 mm<sup>2</sup> - 4 mm<sup>2</sup>, AWG: 24 - 12, mounting type: NS 35/7.5, NS 35/15, NS 32, pitch: 5.08 mm, width: 5.08, color: gray

---

#### Feed-through terminal block - UK 3-MSTB-5,08 - 3002034



Feed-through terminal block, Connection method: Special and hybrid connection, Number of positions: 1, Cross section: 0.2 mm<sup>2</sup> - 4 mm<sup>2</sup>, AWG: 24 - 12, Width: 5.08 mm, Color: gray, Mounting type: NS 32, NS 35/15, NS 35/7,5

---

#### Feed-through terminal block - UK 3D-MSTBV-5,08 - 3002131



Feed-through terminal block, Connection method: Special and hybrid connection, Number of positions: 1, Cross section: 0.2 mm<sup>2</sup> - 4 mm<sup>2</sup>, AWG: 24 - 12, Width: 5.08 mm, Color: gray, Mounting type: NS 32, NS 35/15, NS 35/7,5

---

#### Feed-through terminal block - UK 3-MVSTB-5,08 - 3002076



Feed-through terminal block, Nominal current: 12 A, Nominal voltage: 250 V, Cross section: 0.2 mm<sup>2</sup> - 4 mm<sup>2</sup>, AWG: 24 - 12, Mounting type: NS 32, NS 35/15, NS 35/7,5, Number of positions: 1, Pitch: 5.08 mm, Width: 5.1, Color: gray

---

#### Feed-through terminal block - ZFKK 1,5-MSTBV-5,08 - 1873016



Feed-through terminal block, Connection method: Special and hybrid connection, MSTB plug entry, Cross section: 0.2 mm<sup>2</sup> - 2.5 mm<sup>2</sup>, Width: 5.08 mm, Color: gray, Mounting: NS 35/7,5, NS 35/15

## Printed-circuit board connector - FKC 2,5/ 3-STF-5,08 - 1873210

### Accessories

#### Base strip - MSTBVK 2,5/ 3-GF-5,08 - 1788965



Plug component, Nominal current: 12 A, Rated voltage (III/2): 320 V, Number of positions: 3, Pitch: 5.08 mm, Connection method: Screw connection, Color: green, Contact surface: Tin, Mounting: DIN rail

#### Feed-through terminal block - UK 3-MVSTB-5,08-LA 24RD - 3002102



Feed-through terminal block, Nominal current: 12 A, Nominal voltage: 250 V, Cross section: 0.2 mm<sup>2</sup> - 4 mm<sup>2</sup>, AWG: 24 - 12, Mounting type: NS 32, NS 35/15, NS 35/7,5, Number of positions: 1, Pitch: 5.08 mm, Width: 5.08, Color: gray

#### Plug-in block - UMSTBVK 2,5/ 3-GF-5,08 - 1787937



Plug component, Nominal current: 12 A, Rated voltage (III/2): 320 V, Number of positions: 3, Pitch: 5.08 mm, Connection method: Screw connection, Color: green, Contact surface: Tin, Mounting: DIN rail

#### Base strip - MVSTBU 2,5/ 3-GFB-5,08 - 1788350



Plug component, Nominal current: 12 A, Rated voltage (III/2): 320 V, Number of positions: 3, Pitch: 5.08 mm, Connection method: Screw connection, Color: green, Contact surface: Tin, Mounting: Direct mounting

#### Base strip - MDSTB 2,5/ 3-G-5,08 - 1762075



Header, Nominal current: 10 A, Rated voltage (III/2): 320 V, Number of positions: 3, Pitch: 5.08 mm, Color: green, Contact surface: Tin, Mounting: Soldering, Can be aligned! Mounting flange: Order no. 1736771, 1736768. In combination with MVSTB or FKCV plugs, both an MVSTBW (or FKCVW) and an MVSTBR plug (or FKCVR) must be used. Combination with TMSTBP plugs is not possible!

### Drawings



## Printed-circuit board connector - FKC 2,5/ 3-STF-5,08 - 1873210

Dimensioned drawing

